


CEMENT RESISTOR

RGK

水泥電阻器
CEMENT RESISTOR (RGK Type)



本體顏色 : Body color
白色 : White
標示 : Marking
文字 : Alphanumeric

特性 Feature

- ◎ 不燃與絕緣之安全設計
- ◎ Compact type with safety design of non-flammability and insulation.
- ◎ 可提供低電感
- ◎ Low inductance is available.
- ◎ 長期穩定性佳
- ◎ Stable long life.
- ◎ 可依客戶需求製作
- ◎ Can be produced according to customer's request.
- ◎ 產品符合歐盟 RoHS 要求
- ◎ Products meet EU-RoHS.

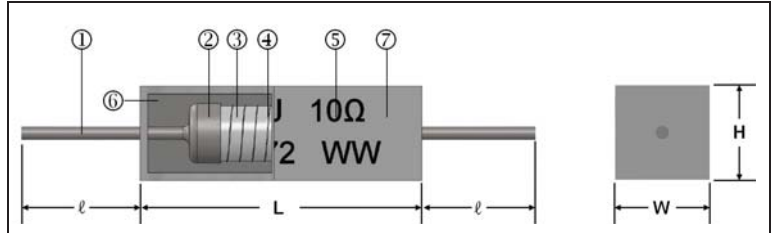
參考規格 Reference standards

- JIS C 5201-1

額定 Ratings

Rated Power(W)	阻值範圍 Resistance Range(Ω)	溫度係數 T.C.R.	誤差值 Tolerance	最高使用電壓 Max. Working Voltage DC	最高過負荷電壓 Max. Overload Voltage DC	耐電壓 Dielectric Withstanding Voltage DC
4	0.01Ω~ 9.1K	± 350ppm/°C	F±1% G±2% J±5% K±10%	1000V	2000V	2000V
5	0.022Ω~ 15K					
6	0.022Ω~ 15K					
7	0.05Ω~ 30K					
9	0.05Ω~ 33K					
11	0.1Ω~ 47K					
17	0.20Ω~ 82K					

結構圖 Construction



1	端子線	Lead wire	5	標示	Marking
2	鐵帽	Cap			
3	瓷棒	Ceramic base	6	絕緣塗料	Insulation coat
4	繞線/皮膜	Wire wound / Film			
7	瓷殼	Ceramic case			

外型尺寸 Dimensions

Rated Power (W)	W (mm)	H (mm)	ℓ (mm)	L (mm)
4	6.8±0.3	6.8±0.3	33±3	25±1
5	6.8±0.3	6.8±0.3		25±1
6	6.8±0.3	6.8±0.3		25±1
7	6.8±0.3	6.8±0.3	22±3	33±1
9	9.5±0.5	9.5±0.5		33±1
11	9.0±0.3	9.0±0.3		50±1
17	9.5±0.5	9.0±0.3		75±1

料號編碼 Type composition

例 Example

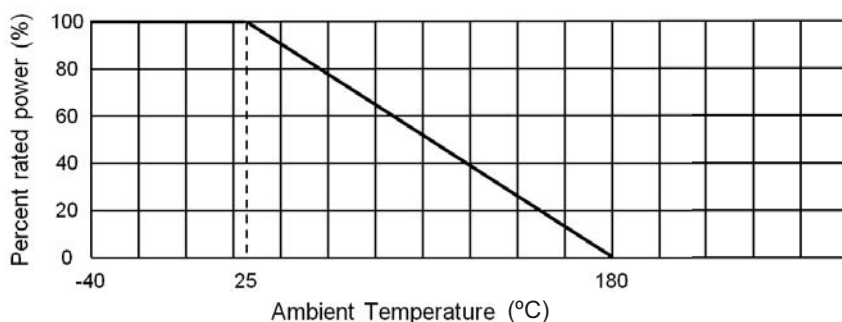
RGK	05	J	R100	PG66 PG99	NH
型名 Type	額定功率 Rated Power	誤差值 Tolerance	電阻值(Ω) Resistance	二次加工 Forming	端子線 Lead Wire
	04:4W	F±1%	R010=0.01	See table below	熱鍍線
	05:5W	G±2%	R100=0.1		Heat plated
	07:7W	J±5%	1R00=1		
	A0:10W	K±10%	10R0=10		
			1000=100		
			1001=1K		
			1002=10K		

RGK TYPE Available : 4W 5W 6W 7W 9W 11W 17W

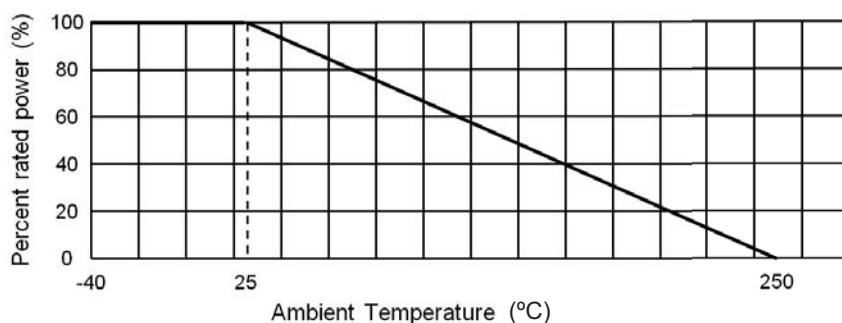
■ 額定溫度下降曲線圖 Derating curve

例 Example

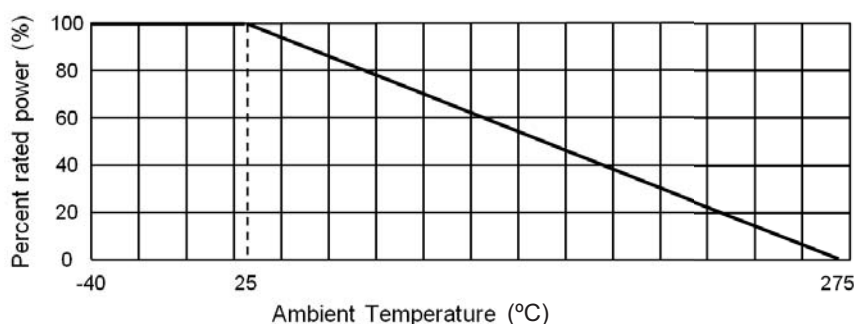
4W~7W



9W~11W



>15W



■ 性能 Performance

試驗項目 Test Items	規格值 Performance Requirements	試驗方法 Test Methods
電阻值 Resistance	規定的誤差值內 Within specified tolerance	測量點從端蓋 10 mm Measuring points are 10 mm from the end cap
溫度係數 T.C.R.	規定值內 Within specified T.C.R.	室溫+100°C Room temperature +100°C
短時間過負荷 Short time overload	±(1%+0.05Ω)	6.25 倍額定功率，5 秒 6.25 times the rated power for 5 seconds
負荷壽命 Load life	±(5%+0.1Ω)	Rated voltage at 70°C for 1,000 hours 1.5hr ON / 0.5hr OFF Cycles
耐濕負荷壽命 Load life in humidity	±(5%+0.1Ω)	10% rate power load 40°C, 95% RH for 1,000 hours; 1.5h ON / 0.5h OFF cycle
溫度循環 Temperature cycle	±(1%+0.05Ω)	5 cycles for -25°C (30min) ; room temp.(30min) ~ +85°C (30min) room temp. (30min)
焊錫耐熱 Resistance to soldering heat	±(1%+0.05Ω)	260°C ± 5°C for 10 seconds (焊錫槽) 350°C ± 10°C for 3.5 seconds (手焊錫)
絕緣電阻 Insulation resistance	>1000MΩ	500V 絕緣測試 1 分鐘 500V insulation test 1min.