


HIGH PULSE WIRE WOUND RESISTOR

HVV

高脈衝繞線電阻器

HIGH PULSE WIRE WOUND RESISTOR (Standard Type)



- 本體顏色 : Body color
- 白色 : White
- 標示 : Marking
- 文字 : Alphanumeric

特性 Feature

- ◎ 防爆式繞線高脈衝特性
- ◎ The ANTI-BURST Type wire wound type High pulse safe usage by special non-flammable silicon-base.
- ◎ 可承受 25KV 突波的衝擊
- ◎ Acceptable pulse of 25KV discharge.
- ◎ 高信賴性
- ◎ High reliability.
- ◎ 產品符合歐盟 RoHS 要求
- ◎ Products meet EU-RoHS.

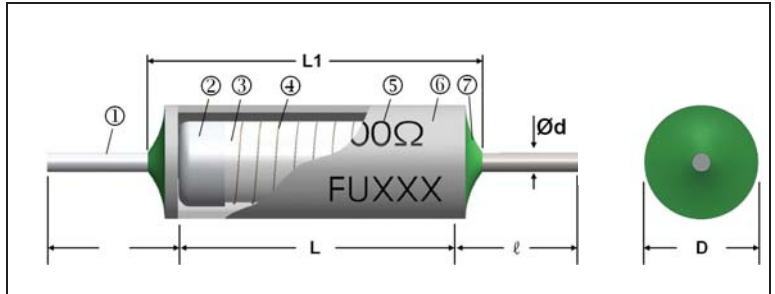
參考規格 Reference standards

- JIS C 5201-1

額定 Ratings

Rated Power (W)	阻值範圍 Resistance Range(Ω)			最高使用電壓 Max. Working Voltage DC	最高過負荷電壓 Max. Overload Voltage DC	耐電壓 Dielectric Withstanding Voltage DC	溫度係數 T.C.R.	脈衝電壓 Pulse withstanding voltage DC
	J±5%(E24)	K±10%(E24)	M±20%(E24)					
1	10~390K			300V	600V	250V	± 300 ppm/°C	15KV
2				400V	800V			350V
3				450V	900V			
4				550V	1000V			
5				1100V	500V			

結構圖 Construction



1	端子線	Lead wire	5	標示	Marking
2	瓷棒	Ceramic base	6	絕緣塗料	Insulation coat
3	鐵帽	Cap			
4	繞線	Wire wound	7	瓷管	Ceramic tube

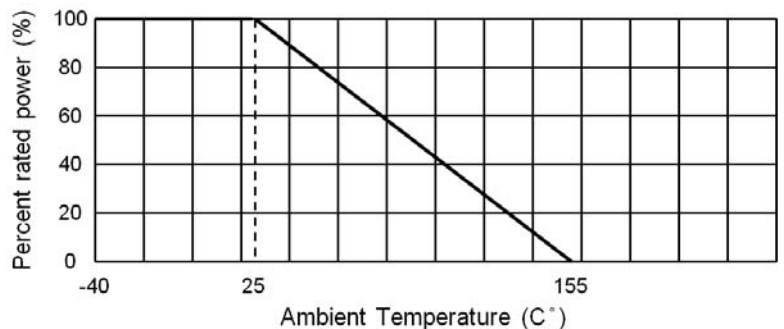
料號編碼 Type composition


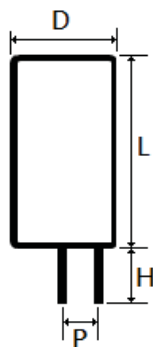
例 Example

HV	W	01	J	10R0	S000	NH
型名 Type	品名 Size	額定功率 Rated Power	誤差值 Tolerance	電阻值(Ω) Resistance	二次加工 Forming	端子線 Lead Wire
	W: Wire	01:1W	J±5%	10R0=10	See table below	熱鍍線 Heat plated
		02:2W	K±10%	1000=100		
		03:3W	M±20%	1001=1K		
		04:4W		1002=10K		
		05:5W		1003=100K		

額定溫度下降曲線圖 Derating curve

例 Example

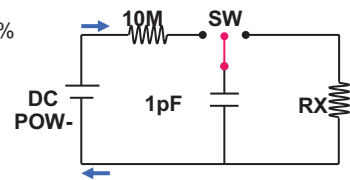




TYPE	Average power rate at 25°C (W)	Resistance Range (Ω)	Diameter Max (mm) D	Length Max (mm) L	Pitch (mm) P	Lead length (mm) h
HV	2	1~220	7	18	4.5	5
HV	3	1~220	7	25	4.5	5
HV	5	1~390	12	22	4.5	5
HV	7	1~470	12	30	4.5	5
HV	8	1~1K	12	35	4.5	5
HV	10	1~1.5K	12	44	4.5	5

TYPE	Average power rate	Resistance Range (Ω)	Diameter Max (mm)	Length Max (mm)
HV	1	1~22	6	18
HV	2	1~22	7	18
HV	3	1~50	6	23
HV	5	1~60	8	40
HV	7	1~75	8	42
HV	10	1~120	12	48
HVX	3	20~390	7	18
HVX	5	25~500	7	24
HVX	6	25~680	6	30
HVX	7	25~700	7	30
HVX	10	60~900	12	48

■性能 Performance

試驗項目 Test Items	規格值 Performance Requirements	試驗方法 Test Methods
電阻值 Resistance	規定的誤差值內 Within specified tolerance	測量點從端蓋 10 mm Measuring points are 10 mm from the end cap
溫度係數 T.C.R.	規定值內 Within specified T.C.R.	室溫+100°C Room temperature +100°C
短時間過負荷 Short time overload	±(2%+0.05Ω)	6.25 倍額定功率，5 秒 6.25 times the rated power for 5 seconds
負荷壽命 Load life	±(5%+0.1Ω)	Rated voltage at 70°C for 1,000 hours 1.5hr ON / 0.5hr OFF Cycles
耐濕負荷壽命 Load life in humidity	±(5%+0.1Ω)	10% rate power load 40°C, 95% RH for 1,000 hours; 1.5h ON / 0.5h OFF cycle
耐濕性 Moisture resistance	±(2%+0.05Ω)	40°C, 95% RH, 240 小時 40°C, 95% RH for 240 hours
溫度循環 Temperature cycle	±(2%+0.05Ω)	5 cycles for -25°C (30min) ; room temp. (30min) ~ +85°C (30min) room temp. (30min)
焊錫耐熱 Resistance to soldering heat	±(2%+0.05Ω)	260°C ± 5°C for 10 seconds (焊錫槽) 350°C ± 10°C for 3.5 seconds (手焊錫)
絕緣電阻 Insulation resistance	>1,000MΩ	500V 絕緣測試 1 分鐘 500V insulation test 1min.
脈衝測試 Pulse withstanding voltage	± 5% 	The following discharge cycle is repeated in the circuit of the left fig. 1 sec. ON 25 sec. OFF 10,000 cycles.