


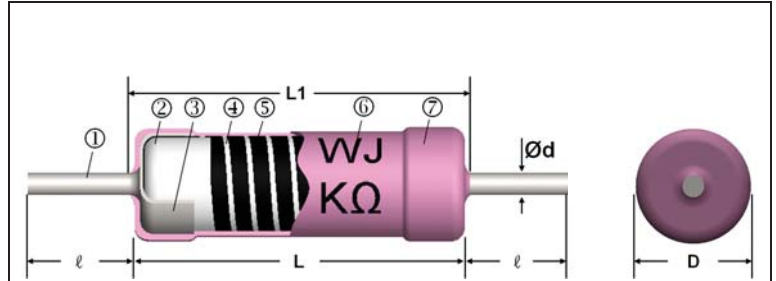
# HIGH VOLTAGE PATH RESISTOR

**RRU** 高阻值金屬釉電阻器  
HIGH RESISTANCE RESISTOR (Standard Type)

**RRS** 高阻值小型金屬釉電阻器  
HIGH RESISTANCE RESISTOR (Small Type)



## 結構圖 Construction



1	端子線	Lead wire	5	金屬釉皮膜	Metal glaze film
2	瓷棒	Ceramic base	6	標示	Marking or color code
3	鐵帽	Cap			
4	切割線	Helical cutting groove	7	絕緣塗料	Insulation coat

塗裝顏色：Coating Color  
RRU1/6W、RRU1/4W Dark blue  
other pink

標示：Marking

色碼：Color Code ( $\leq S1/2W$ )

文字：Alphanumeric (1/2W~S3W)

## 外型尺寸 Dimensions

Rated Power (W)	Dimensions (mm)					Weight (g) (1000pcs)
	L	L1 Max.	D	Ød	ℓ	
1/4, S1/2	6.0±0.5	7	2.4±0.3	0.6±0.05	28±2	218
1/2, S1	9±0.5	11	3.3±0.5		28±3	
1, S2	12±1	15	4.5±0.5	0.8±0.05	38±3	780
2, S3	16±1	18	5.5±0.5			1450

## 特性 Feature

- ◎阻值範圍 101MΩ~60GΩ
- ◎ Resistance value range is 101MΩ~60GΩ.
- ◎溫度係數小
- ◎ Low T.C.R.
- ◎長期穩定性與長效使用壽命
- ◎ Long load life and long term stability.
- ◎產品符合歐盟 RoHS 要求
- ◎ Products meet EU-RoHS.

## 料號編碼 Type composition

例 Example

RR	U	14	J	10R0	A520	NH
型名 Type	品名 Size	額定功率 Rated Power	誤差值 Tolerance	電阻值(Ω) Resistance	二次加工 Forming	端子線 Lead Wire
	U: Standard	16:1/6W	F±1%	1006=100M	See table	熱鍍線
	S: Small	14:1/4W	G±2%	1007=1G	below	Heat plated
		12:1/2W	J±5%			
		01:1W				
		02:2W				
		03:3W				

## 參考規格 Reference standards

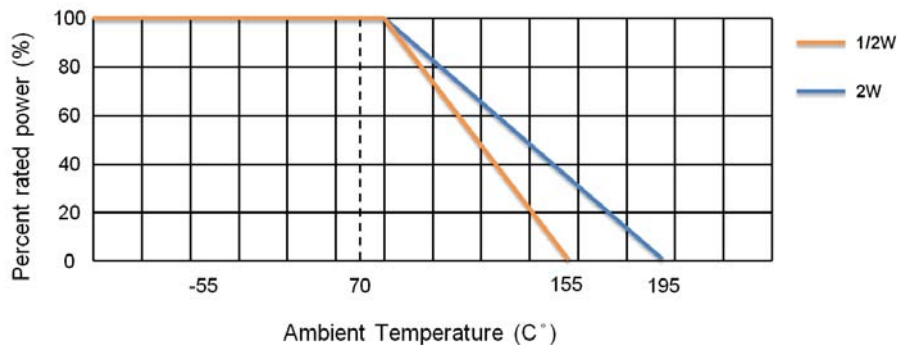
- JIS C 5201-1

## 額定 Ratings

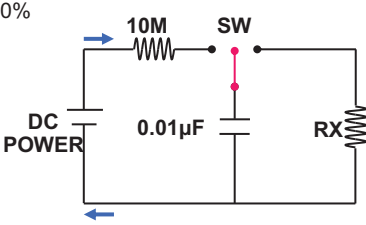
Rated Power (W)	阻值範圍 Resistance Range (Ω)	最高使用電壓 Max. Working Voltage DC	耐電壓 Dielectric Withstanding Voltage DC	溫度係數 T.C.R.	包裝 Taping/Ammo, Forming/Bulk pack (pcs)								
	J±5% (E24)				A26	A52	A64	FT	YT	L	C	M	D
1/4, S1/2	101MΩ~60GΩ	1600V	700V	±200ppm/°C	-	2500	-	2000	-	2500	2500	2500	2500
1/2, S1		3500V			-	2000	-	2000	2000	1000	2500	2500	2500
1, S2		7000V			-	1000	1000	1000	1000	1000	1000	1000	1000
2, S3		10000V			-	500	500	-	1000	1000	1000	1000	1000

■ 額定溫度下降曲線圖 Derating curve

例 Example



■ 性能 Performance

試驗項目 Test Items	規格值 Performance Requirements	試驗方法 Test Methods
電阻值 Resistance	規定的誤差值內 Within specified tolerance	測量點從端蓋 10 mm Measuring points are 10 mm from the end cap
溫度係數 T.C.R.	規定值內 Within specified T.C.R.	室溫+100°C Room temperature +100°C
短時間過負荷 Short time overload	±(1%+0.05Ω)	6.25 倍額定功率，5 秒 6.25 times the rated power for 5 seconds
負荷壽命 Load life	±(1.5%+0.1Ω)	Rated voltage at 70°C for 1,000 hours 1.5hr ON / 0.5hr OFF Cycles
耐濕負荷壽命 Load life in humidity	±(5%+0.1Ω)	10% rate power load 40°C, 95% RH for 1,000 hours; 1.5h ON / 0.5h OFF cycle
耐濕性 Moisture resistance	±(1%+0.05Ω)	40°C, 95% RH, 240 小時 40°C, 95% RH for 240 hours
溫度循環 Temperature cycle	±(1.5%+0.05Ω)	5 cycles for -25°C (30min); room temp. (30min) ~ +85°C (30min) room temp. (30min)
焊錫耐熱 Resistance to soldering heat	±(1%+0.05Ω)	260°C ± 5 ° C for 10 seconds (焊錫槽) 350°C ± 10 ° C for 3.5 seconds (手焊錫)
絕緣電阻 Insulation resistance	≥ 50GΩ	500V 絕緣測試 1 分鐘 500V insulation test 1min.
UL 脈衝測試 UL Pulse withstanding voltage	± 20% 	The following discharge cycle is repeated in the circuit of the left fig. 2.5 sec. ON 2.5 sec. OFF 50 cycles. Pulse test voltage (DC surge) 10KV.