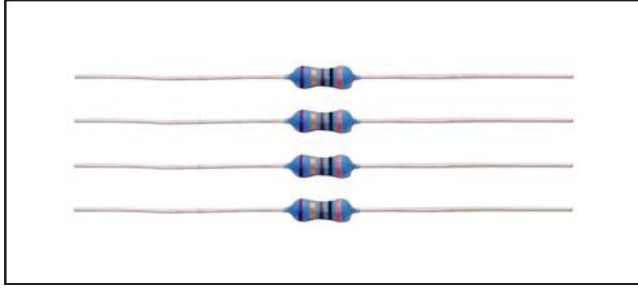


POWER TYPE

RPU 金屬皮膜精密電阻器
METAL FILM PRECISION RESISTOR (Standard Type)

RPS 小型金屬皮膜精密電阻器
METAL FILM PRECISION RESISTOR (Small Type)



塗裝顏色：Coating Color

≤ 1/6W Blue epoxy paint

≤ 1/6W 藍色環氧樹脂塗料

≥ 1/4W RPU/ Blue ; RPS/ pink

≥ 1/4W RPU / 藍色； RPS / 粉紅色

標示：Marking

色環：Color Code

特性 Feature

◎ 高精密低溫度係數金屬膜電阻器。電阻值容許差± 0.01%

◎ High precision and low T.C.R. of metal film resistor and resistance tolerance±0.01%.

◎ 長期穩定性佳

◎ Excellent stability for long time service.

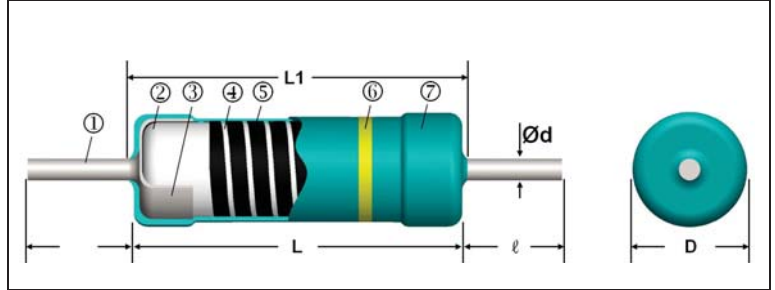
◎ 產品符合歐盟 RoHS 要求

◎ Products meet EU-RoHS.

參考規格 Reference standards

● JIS C 5201-1

結構圖 Construction



1	端子線	Lead wire	5	導電皮膜	Conductive film
2	瓷棒	Ceramic base	6	標示	Marking or color code
3	鐵帽	Cap			
4	切割線	Helical cutting groove	7	絕緣塗料	Insulation coat

外型尺寸 Dimensions

Rated Power (W)	Dimensions (mm)					Weight (g) (1000pcs)
	L	L1 Max.	D	Ød	ℓ	
1/8,S1/4	3.5±0.5	5	1.7±0.3	0.45±0.05	27±3	110
1/4,S1/2	6.0±0.5	7	2.3±0.3	0.6±0.05	27±3	210
1/2,S1	9±1	11	3.2±0.5	0.6±0.05	27±3	285
1,S2	12±1	15	4.0±0.5	0.8±0.05	38±3	728
2,S3	16±1	18	5.5±0.5	0.8±0.05	38±3	1380

料號編碼 Type composition

例 Example

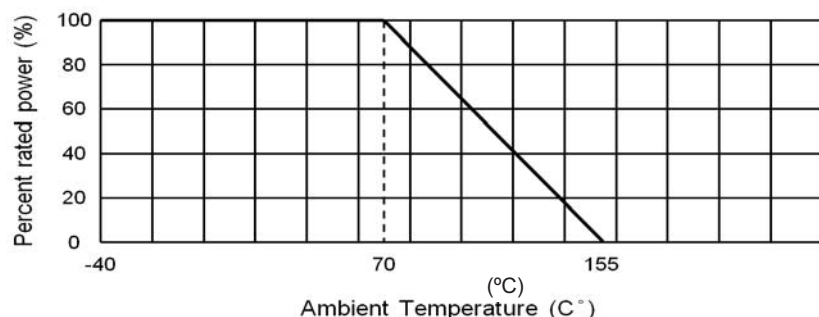
RP	U	14	F	R100	A520	NH
型名 Type	品名 Size	額定功率 Rated Power	誤差值 Tolerance	電阻值(Ω) Resistance	二次加工 Forming	端子線 Lead Wire
	U: Standard	18:1/8W	F±1%	10R0=10	See table below	熱鍍線 Heat plated
	S: Small	14:1/4W	D±0.5%	1000=100		
		12:1/2W	B±0.1%	1001=1K		
		01:1W		1002=10K		
		02:2W		1003=100K		

額定 Ratings

Rated Power (W)	阻值範圍 Resistance Range (Ω) 0.01%、0.02%、0.05%、0.1%、1%	最高使用電壓 Max. Working Voltage DC	最高過負荷電 Max. Overload Voltage DC	耐電壓 Dielectric Withstanding Voltage DC	溫度係數 T.C.R.	包裝 Taping/Ammo, Forming/Bulk pack (pcs)					
						A26	A52	A64	FT	YT	L
1/8,S1/4	10Ω~100K	200V	250V	300V	± 100ppm/°C	5000	—	—	—	—	—
1/4,S1/2		250V				—	2500	—	2000	—	—
1/2,S1			350V	—		2000	—	1000	2000	2500	
1,S2			350V	700V		—	1000	1000	1000	1000	1000
2,S3		—		500		500	—	1000	1000		

■ 額定溫度下降曲線圖 Derating curve

例 Example



■ 二次加工對應表 Taping & Forming Matrix

Rated Power (W)	Taping			Radial Taping		L Forming					C Forming				F Forming				M Forming			D Forming			
	A26	A52	A64	FT	YT	L10	L12.5	L15	L20	L30	C12.5	C15	C20	C30	FA5	FB5	FC5	FD5	M12.5	M15	M20	D12.5	D15	D20	
1/8, S1/4	○	-	-	-	-	-	-	-	-	-	-	-	-	-	-	-	-	-	-	-	-	-	-	-	-
1/4, S1/2	-	○	-	○	-	○	-	-	-	-	-	-	-	-	○	○	○	○	-	-	-	-	-	-	-
1/2, S1	-	○	-	○	○	-	○	-	-	-	○	-	-	-	○	○	○	○	○	-	-	○	-	-	-
1, S2	-	○	○	○	○	-	-	○	-	-	-	○	-	-	○	○	○	○	-	○	-	-	○	-	-
2, S3	-	○	○	-	○	-	-	-	○	-	-	-	○	-	○	○	○	○	-	-	○	-	-	-	○

■ 性能 Performance

試驗項目 Test Items	規格值 Performance Requirements	試驗方法 Test Methods
電阻值 Resistance	規定的誤差值內 Within specified tolerance	測量點從端蓋 10 mm Measuring points are 10 mm from the end cap
溫度係數 T.C.R.	規定值內 Within specified T.C.R.	室溫+100°C Room temperature +100°C
短時間過負荷 Short time overload	±(1%+0.05Ω)	6.25 倍額定功率，5 秒 6.25 times the rated power for 5 seconds
負荷壽命 Load life	±(1.5%+0.05Ω)	Rated voltage at 70°C for 1,000 hours 1.5hr ON / 0.5hr OFF Cycles
耐濕負荷壽命 Load life in humidity	±(5%+0.1Ω)	10% rate power load 40°C, 95% RH for 1,000 hours; 1.5h ON / 0.5h OFF cycle
耐濕性 Moisture resistance	±(1%+0.05Ω)	40°C, 95% RH, 240 小時 40°C, 95% RH for 240 hours
溫度循環 Temperature cycle	±(1%+0.05Ω)	5 cycles for -25°C (30min); room temp. (30min) ~ +85°C (30min) room temp. (30min)
斷續過負荷 Intermittent overload	±(1%+0.05Ω)	Applicable more than 100Ω; Rated voltage ×3 1s ON / 25s OFF, 10,000 cycles
焊錫耐熱 Resistance to soldering heat	±(1%+0.05Ω)	260°C ± 5°C for 10 seconds (焊錫槽) 350°C ± 10°C for 3.5 seconds (手焊錫)
絕緣電阻 Insulation resistance	>1,000MΩ	500V 絕緣測試 1 分鐘 500V insulation test 1min.